

Life of Fred
Decimals and Percents

Stanley F. Schmidt, Ph.D.





Polka Dot Publishing

A Note to Parents

Mary Poppins was right: A spoonful of sugar can make life a little more pleasant. It is surprising that so few arithmetic books have figured that out.

Some arithmetic books omit the sugar—which is like lemonade without any sweetener. They give you a couple of examples followed by a zillion identical problems to do. And they call that a lesson. No wonder students aren't eager to read those books.

At the other extreme are the books that are just pure sugar—imagine a glass of lemonade with so much sugar in it that your spoon floats. The pages are filled with color and happy little pictures to show you how wonderful arithmetic is.   The book comes with ① a teachers' manual, ② a computer disc, ③ a test booklet, and ④ a box of manipulatives. And they are so busy entertaining the reader that they don't teach a lot of math. This second approach is also usually quite expensive.

We'll take the Goldilocks approach: not too sour and not too sweet. We will also include a lot of mathematics. (Check out the Contents on page 10.) How many arithmetic books include both forms of the Goldbach Conjecture? (See Chapter 17.) The reader will be ready for pre-algebra after completing this book.

This book covers one afternoon and evening of Fred's life and continues the story from *Life of Fred: Fractions*. Every piece of math first happens in his life, and then we do the math. It is all motivated by real life. When is the last time you saw prime numbers actually *used* in everyday life? They are needed in this book when the cavalry is getting ready to attack what the newspaper calls the "Death Monster."

FACTS ABOUT THE BOOK

Each chapter is a lesson. Thirty-three chapters = 33 lessons.

At the end of each chapter is a *Your Turn to Play*, which gives the student an opportunity to work with the material just presented. The answers are all supplied. The questions are not all look-alike questions.

Some of them require . . . thought! Each *Your Turn to Play* often incorporates some review material. The students will get plenty of opportunity to keep using the material they have learned.

At the end of every five chapters is **The Bridge**, ten questions reviewing everything learned up to that point. If students want to get on to the next chapter, they need to show *mastery* of what has been covered so far. They need to get nine or more questions correct* in order to move on to the new material. If they don't succeed on the first try, there is a second set of ten questions—a second try. And a third try. And a fourth try. And a fifth try. Lots of chances to cross the bridge.


Don't let your students move on without showing mastery of the previous math.

At the end of the book is **The Final Bridge**, consisting of twenty questions. Again, five tries are offered.

RULES OF THE GAME

For now, students should put aside their calculators. This is the last chance we have to cement in place their addition and multiplication facts (which they should have had memorized before they began *Life of Fred: Fractions*.) I balance my checkbook each month without a calculator just to keep in practice.

Once the students get to pre-algebra they can take their calculators out of their drawers and use them all they like.



When the students are working on the *Your Turn to Play* or **The Bridge** sections, *they should write out their answers*. When they are working on a **Bridge**, they should complete the whole quiz first.

Then you and your child can check the answers together. This will give you a chance to monitor their progress. Mastery of the material is much more important than speed.

* The answers to all of the Bridge questions are given right before the index in the back of this book.

FINAL THOUGHTS

These *Life of Fred* books are designed to teach the material. They are not merely repositories of examples and homework problems. It is so important that kids

learn
how to learn
from reading.

Once they finish college, they will face forty years in which virtually all of their real learning* will come from *what they read*. It is not a favor to the students for you to repeat what the book said. If you do that, it is a disincentive for them to learn to benefit from their reading.

As strange as it sounds, *you don't need to teach the material*. I've done that work for you. Relax. You can best teach by example. You read your books, while they read theirs.

The best way for you to help is to check their progress when they work on **The Bridges**.

* If “real learning” for adults is exemplified by what they see on television—on quiz shows or the educational channels—then the thousands of dollars and the thousands of hours they spent going to college were an utter waste.

Contents

Chapter 1	Number Systems.	13
	decimal numbers	
	base 10 system	
	vigesimal (base 20) system	
	1° = 60 minutes	
Chapter 2	Adding Decimals.	17
	grams	
Chapter 3	Subtracting Decimals.	19
Chapter 4	Multiplying by Ten.	22
	centimeters	
Chapter 5	Pi.	25
	diameter and circumference	
	approximately equal to (\approx)	
	rounding numbers	
The Bridge	(five tries)	29
Chapter 6	Multiplying Decimals.	35
	whole numbers	
Chapter 7	Functions.	38
	inverse functions	
	radius	
Chapter 8	Subtracting Mixed Units.	41
Chapter 9	Sets.	45
	elements of a set	
	braces	
	subsets	
	empty set	
	set-builder notation	
	union, intersection, and difference	
Chapter 10	Rules of Divisibility.	53
	when numbers are evenly divisible by 5, 2, and 3	
The Bridge	(five tries)	55
Chapter 11	Dividing a Decimal by a Whole Number.	60
	when numbers are evenly divisible by 9	
	natural numbers	
	conversion factors	

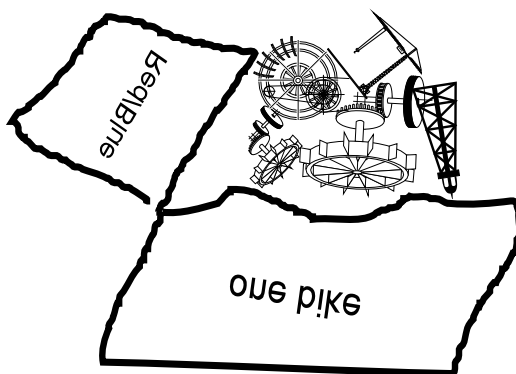
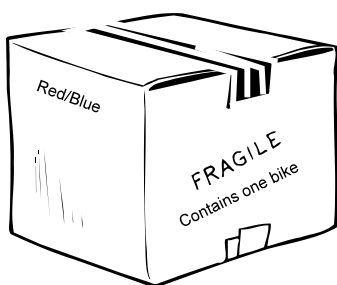
Chapter 12	When Division Doesn't Come Out Even.	64
	divisor, quotient, and dividend	
	changing fractions into decimals	
	changing decimals into fractions	
Chapter 13	When Division Never Comes Out Even.	67
	using remainders to terminate the division	
	using fractions to terminate the division	
	repeating decimals and terminating decimals	
Chapter 14	Dividing by a Decimal.	72
	when to add, when to subtract, when to multiply, and when to divide	
	the reason why $0.0112 \overline{)16.0000}$ is the same as $112. \overline{)160000}$.	
	squaring a number	
	billion, trillion, quadrillion, quintillion	
	exponents	
Chapter 15	Bar Graphs.	77
	vertical bar graphs	
	when to use horizontal bar graphs	
The Bridge	(five tries)	82
Chapter 16	Prime Numbers.	87
	composite numbers	
	consecutive numbers	
Chapter 17	Goldbach Conjecture.	91
	his first conjecture	
	his second conjecture	
	open questions in mathematics	
Chapter 18	Area of a Circle.	94
Chapter 19	Dollars vs. Cents.	97
	.50¢ vs. 50¢	
Chapter 20	Pie Charts.	100
	what percent means	
	circle graphs	
	changing fractions into percents	
	changing percents into fractions	
	changing decimals into percents	
The Bridge	(five tries)	103
Chapter 21	40% of 15.	108
	<i>of</i> often means multiply	
	theorems and corollaries	

Chapter 22	30% off.	110
	computing a discount	
	why we do mathematics (a small essay)	
	double and triple discounts	
Chapter 23	Distance = Rate \times Time.	113
Chapter 24	15% More.	115
	the hard way to do 15% more	
	the easy way to do 15% more	
Chapter 25	Area of a Triangle.	118
	mental arithmetic	
	Heron's formula	
	square root	
	altitude of a triangle	
The Bridge	(five tries)	124
Chapter 26	Area of a Parallelogram.	129
	congruent triangles	
Chapter 27	13 Is What Percent of 52.	134
Chapter 28	Ratio.	138
Chapter 29	Ordered Pairs.	141
	mapping and images (functions)	
	a third definition of functions	
Chapter 30	Graphing.	145
	x-coordinate and y-coordinate	
	negative numbers	
	how to tell if a graph is the graph of a function	
	x-axis and y-axis	
The Bridge	(five tries)	149
Chapter 31	Nine Conversions.	154
	when long division was invented	
Chapter 32	Elapsed Time.	159
	how long to floss your teeth	
Chapter 33	Probability.	162
	events with a probability of 0%	
The Final Bridge	(five tries)	166
Answers to all the Bridge Problems	176
Index..	188


Chapter One

Number Systems

What do five-and-a-half-year-old boys dream about? Many things. For Fred it was a new bicycle. When the box arrived at his office, he tore off the tape. The box fell open. Inside was . . . junk. There were gears, wires, rods, and motors, but no bicycle. He had spent every penny in his checking account (\$1,935.06) and didn't get a bike.




Fred had been cheated.

After a short trip with a blanket to a corner of his office to do a little crying, he returned to look at the pile of parts on the floor. There were bags of electrical plugs.  There were springs. Fred thought, What shall I do with all this stuff? Maybe I should just throw it all in the garbage.

Then he almost stepped on a huge remote control. It had about 168 buttons on it. And then it came to him: I know! I will build a robot!

Maybe my \$1,935.06 won't be wasted after all.


Let's look at \$1,935.06 for a moment.



1,935.06

This is a decimal number. That's because it contains a decimal point (the dot between the 5 and the 0).

When you studied the whole numbers, $\{0, 1, 2, 3, 4, \dots\}$, you didn't need any decimal points. When you count the number of buttons on a remote control, you get 168, not $168 \frac{3}{4}$ or 168.75 or -5.



When you cut up a pie into sectors, fractions come in handy. At the dinner table you might ask, “Mom, after you cut Dad’s piece—which is one-quarter of the pie—could I please have the rest?”

Your mother, being good in mathematics, does the computation: $1 - \frac{1}{4} = \frac{3}{4}$ and hands you three-quarters of the pie.

But there are times when decimals are more useful than fractions. For example, the bike cost Fred \$1,935.06. You could write that as $\$1935 \frac{6}{100}$ but that looks a lot messier.

Can you imagine what a car odometer* would look like if instead of displaying:

40528.0
40528.1
40528.2
40528.3

it displayed fractions like:

40528 $\frac{1}{8}$
40528 $\frac{1}{4}$
40528 $\frac{1}{3}$
40528 $\frac{1}{2}$
40528 $\frac{9}{16}$

* An odometer is the gauge that tells you how far you have gone.

In our number system the position of the digits makes a difference. Would you rather have \$18 or \$81? Both have the numerals 1 and 8, but where the 1 and 8 sit makes a big difference.*

We use the **base ten** system. When we look at a number like

1,935.06

the digit to the left of the decimal (the 5 in this case) is 5 ones. As we move to the left, each digit is “worth” ten times as much. As we move to the right, each digit is “worth” one-tenth as much.

1,935.06 = 1 thousand

+ 9 hundred

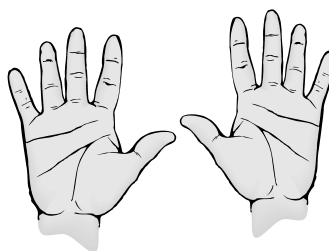
+ 3 tens

+ 5 ones

+ 0 tenths

+ 6 hundredths.

We could say that the base ten system is “handy” because—well, look for yourself:



But other base systems have been used over the years. Many ancient cultures used a base 20 system** (fingers and toes). In the vigesimal system, when you wrote **35**, that meant 3 score + 5 ones. A **score** means 20. So **35** in the base 20 system is the same as 65 in the base ten system.

Traces of the vigesimal system remain in President Lincoln’s famous words, “Four score and seven years ago. . . .”

It’s time to take a little break. It’s time for *Your Turn to Play*. I’ve been having all the fun so far. It’s only fair that you get your chance.

The answers are listed right after all the questions, but please play with the questions a little bit (that is, *answer them in writing*) before you look at the answers.

* In fancy language, we call this a **place-value system** or, even fancier, a **positional numeration system**.

** More fancy language: vigesimal numeration system [vy JESH eh mul].

Your Turn to Play

1. Write 87 in the vigesimal system.
2. Another really popular numeration system was the base 12 (duodecimal system). There are lots of places in everyday life that reflect the old base 12 system. Can you name three?
3. The oldest known place value system is the Babylonian sexagesimal system (base 60). Can you think of a couple of places in everyday life today that reflect that old system?
4. $4 \frac{2}{3} - 2 \frac{3}{4} = ?$

..... COMPLETE SOLUTIONS

1. $87 = 4 \text{ score} + 7 = 47$.
2. Look at a clock (12 hours). Look at a calendar (12 months). Look at a ruler (12 inches). Look at a jury (12 people). Look at eggs (dozen). Look at gold (12 troy ounces = 1 pound).
3. Did you ever wonder why there are sixty seconds in a minute, and sixty minutes in an hour? Now you know. In geometry we will study angles. A one-degree angle (written 1°) is very small. It takes 90 of them to make a right angle.



If you get out your microscope, and picture splitting a one-degree angle into 60 angles, each of those is called a minute. Sixty minutes of angle equals one degree. If you take an angle that measures one minute and split it into 60 little angles, each of those would measure one second. These are super tiny angles.

4. $4 \frac{2}{3} - 2 \frac{3}{4} = 4 \frac{8}{12} - 2 \frac{9}{12} = 3 \frac{12}{12} + \frac{8}{12} - 2 \frac{9}{12} = 1 \frac{11}{12}$

Index

\approx	26, 71
\in	47
\cap	51
\cup	51
\subset	48, 49
\neq	47
\emptyset	50
\doteq	63
.50¢	99
<i>A Man Called Peter</i>	162
A – B (subtraction of sets)	52
adding decimals	18
alliteration	43
altitude of a triangle	122
ambrosia	83, 104, 109
angles in degrees and seconds	16, 63
approximately equal to	26, 71
area of a circle	95, 118
area of a parallelogram	129, 131
area of a rectangle	96, 118
area of a triangle	122
Babylonian sexagesimal system	16
bar graphs	79, 80
base ten	15
base twenty	15
belongs to \in	47
big numbers	76
billion	76
braces	46
Briggs, Henry (inventor of long division)	156
$C = \pi d$	27
calculators banned	8
Cecil Rodd’s famous advertising slogan for Wall’s ice cream	164
centimeter	22
Cheeses from A to C	141
circle graphs	101
circumference	25, 134
composite numbers	89
congruent triangles	132
consecutive numbers	90
conversion factor	63
corollary	108
counting numbers	81
crepuscular perambulation	97
$d = rt$	113
decimals	
adding	18
dividing	62, 65, 69, 73, 74
multiplying	36
repeating	69
subtracting	19
terminating	70
diameter	25, 134
difference between two sets	52
discount	111
double and triple	112
distance equals rate times time	113
dividend	65
divisibility	53, 60
divisor	65
double-left rule	23, 24
double-right rule	20
elapsed time	159, 160
elliptical statements	115
empty set	50
equals after rounding off \doteq	28
exponents	76
$f(x)$	103
first coordinate	146
football at KITTENS University	94
Forty-Sixth Rule of Robotics	46
function	23, 39
definition	143
graphs of a function	147, 148
image	143
mapped	143
ordered pair	143
furlong	114
gibbous moon	53
Goldbach conjecture	
first form	92
second form	93
good teaching—five rules	142
graphing	146
Heron’s formula	120, 121
heron—the bird	120

Index

- Heron—the man. 120
- homonyms. 17, 61
- image. 143
- inclusive. 103
- integers. 146
- intersection of sets. 51
- inverse function. 23, 39, 40, 121
- liberty vs. freedom. 66
- Life of Bobbie*. 50
- litotes. 165
- mapped. 143
- mea culpa. 101
- memorizing. 157
- mental arithmetic. 119
- metaphor. 138
- million. 76
- multiplying decimals. 36
- natural numbers. 62, 81, 89
- negative numbers. 146
- Newton, Isaac. 42
- nine conversions. 155
- open question in mathematics. 93
- ordered pair. 143
- past tense of verbs. 43
- percent (definition). 101
- perimeter. 121, 134
- pi. 27, 71
- pie charts. 101
- place-value system. 15
- positional numeration system. 15
- presbyopia. 19
- prime numbers. 89
- Prof. Eldwood's *Algebra and Algebra Revisited*, 11th edition. 128
- Prof. Eldwood's *Financing Your Teepee with* 119
- Prof. Eldwood's *Flossing for the Modern Man*. 160
- Prof. Eldwood's *Guide to Modern Ironing*. 116
- Prof. Eldwood's *Modern Clown Masks* 139
- Prof. Eldwood's *Modern Tea Parties* 72
- Prof. Eldwood's *The President Who Came Between ...* 129
- Prof. Eldwood's *When Bad Things Happen to Good Bugs*. 37
- Prof. Eldwood's *Why Your Work is Not Done When the Cows Mow Your Lawn* 118
- quadrillion. 76
- quintillion. 76
- quotient. 65
- radius. 39, 95, 134
- ratio. 139
 five ways to write a ratio. 140
- rhetorical questions. 138
- right angle. 122
- Rossetti, Christina. 124
- rounding. 27, 28
- rules for cutting up meat. 68
- rules of divisibility. 53, 60
- sea chanty. 104, 109-111, 125
- semiperimeter. 121
- set
 definition. 46
 difference between two sets. 52
 element of. 46
 empty set. 50
 member of. 46
 subset. 48, 49
 when two sets are equal. 49
 \emptyset 50
- set-builder notation. 47
- square root. 121, 122
- squaring a number. 39, 76, 81, 121
- subtracting decimals. 19
- subtracting mixed units. 43, 44
- Ten Commandments. 85
- terminating decimals. 70
- “The Night Has a Thousand Eyes” by Francis William Bourdillion 154
- theorem (definition). 108
- trick of adding zeros. 20, 65
- trillion. 76
- “Twilight Night” by Rossetti. 149
- union of sets. 51
- verbs. 43
- vigesimal system. 15
- whole numbers. 14, 35, 62
- “Why We Do Mathematics”—an essay 111
- “Winter: My Secret” by Rossetti. 124
- Wizard of Oz* movie. 38

Index

x-axis.	148
x-coordinate.	146
y-axis.	148
y-coordinate.	146
Young Hickory of the Granite Hills	129

To see what other books
have been written
about Fred
please visit
FredGauss.com